



Electric Vehicles

# P-1000

## SERIES



**L7e-CU**  
**STREET LEGAL**

## **WE ARE CONTINUING ON OUR PATH FOR A CLEAN FUTURE**

Unfortunately, due to the widespread use of fossil fuels, the balance of nature is now deteriorating. Global climate change endangers the life of living beings. That's why we're doing our part to ensure that future generations will have a cleaner world. As an important part of our business start-up, we produce environmentally friendly vehicles with "0" emissions that are 100% powered by electric motors

**For a world worth living in...**

It makes us proud to produce vehicles that are trend-setting with environmentally friendly technologies. As PILOT CAR, we take environmental protection seriously and continue to produce technologies that benefit society

**This is our responsibility... We are the future.**



**P-1000**

**POWER MEETS WITH AESTHETICS**  
THE MOST POWERFUL, MOST PRACTICAL, MOST CHARISMATIC ...







### HIGH PERFORMANCE

With its high torque electric motor, it is the ideal tool for industrial use and difficult terrain.



### HIGH GEAR

With its functional interior it offers the driver a wide comfort zone and the equipment features meet all your requirements.

### HIGH SECURITY

It is designed for the best protection of the cabin in the event of a collision with its energy-absorbing, light and robust body structure.



### HIGH QUALITY

The P-1000 was manufactured with high quality materials and perfect workmanship and promises its driver a comfortable ride.







## USAGE



### INDUSTRIAL AREAS

With its optional design, the P-1000 will be your greatest assistant in industrial areas. It will provide easy service in many areas such as industrial plants, shipyards, airports, postal and courier services with its dimensions, load-bearing capacity and various housing features.



### TOURISM

They have a unique assistant in tourist areas like hotels, resorts and camping areas. You will feel the difference by its comfortable use and structure that is not afraid of strain.



### DELIVERY AND TRANSPORTATION

Its compact structure, compatible with city traffic, its superior climbing and maneuverability make it advantageous in all conditions as it can easily get into narrow streets.



## AREAS



### AGRICULTURAL AREAS

PILOTCAR P-1000 series with its high performance characteristics does not cause any trouble in flat or uneven terrain and does not tire you. It facilitates your work in warehouses, farmhouses, Gardens, greenhouses and farmland.



### PUBLIC SERVICE

The P-1000 leads the way in many public areas such as community administration services, hospitals, campuses, parks, green spaces and waste collection.



### CLEANING AND WASTE COLLECTION

With its compact structure and superior maneuverability, it can easily enter places where large refuse collection vehicles cannot enter, narrow streets and avenues, and areas that are closed to traffic.





**P-1000**

Chassis

# FREEDOM WITHOUT LIMITS

## OPTIONAL DESIGN

You decide how you want to use it.





# SUITABLE FOR EVERY FIELD

The P-1000 was built with innovative ideas and perfectionist technology. With its chassis version, the P-1000 offers the possibility of many body types according to the variable conditions and requirements to use in business life.



It's both economical and environmentally friendly. We fulfill our responsibility to the world in which we live in order to protect our future with “0” emissions.



With its 100% electric motor, the P-1000 shows its strength and durability

## DESIGN FULFILLS THE LINES OF THE FUTURE

With its electrically powered motor, the P-1000 can be used comfortably in all ground and weather conditions. It has been tested and manufactured to carry your cargo smoothly in all conditions.



## Safety First

The P-1000 series brought a new style to electric vehicles in their category. It was developed for the toughest operating conditions with the principle of unsurpassed durability and maximum safety.



With its strong and durable chassis structure, the state-of-the-art electric motor with high torque and a trailer load of up to 2000 kg, the P-1000 can overcome all tough conditions.



P-1000 is on duty in all areas that you need. Working indoor, outdoor or limited space areas becomes easier and less tiring.

## Optional Design

Your best in class and best business partner. With the chassis version, you simply decide what to do.







# MODULAR

With its high performance and durability, the unique P-1000 adapts easily to your work.


 **RANGE**  
Maximum range 220 km/h

 **LITHIUM - ION**  
With the lithium-ion option, the P-1000 offers you a greater range.

 **LOW COSTS**  
Thanks to the electric motor, charging costs are not a problem.

**HIGH MANEUVERABILITY**  


With its compact dimensions and a turning radius of 4.6 m, it offers high maneuverability in the tightest of spaces.

 **25% SLOPE**

\* (According to WLTP with 26 kWh battery)





## PERFORMANCE

With its 100% electric motor, high torque and robust steel chassis, performance is its job.




**L7e-CU  
Category**



**Max. speed 55 km/h**




**100%  
Electrical**



**Regenerative  
Brake System**



**“0”  
Emission**



**Electronic speed  
adjustment with  
2 different driving  
modes**



**AIR  
CONDITIONING**

With its air conditioning, the P-1000 significantly increases the driver's interior comfort and offers an optimal working environment under the toughest climatic conditions.



**ELECTRIC POWER  
STEERING**

The P-1000, the product of a young and dynamic technology, with its AM / FM Bluetooth USB sound system and the functional interior equipment ensures more pleasure.



**MULTIMEDIA  
SOUND SYSTEM**

The P-1000, the product of a young and dynamic engineering, ensures with its built-in AM/ FM-Bluetooth-USB sound system and the functional interior for more driving pleasure.



**P-1000**  
**OPEN CARGO BOX**



# **DON'T BE AFRAID OF BURDEN**

THE MOST POWERFUL, MOST PRACTICAL, MOST CHARISMATIC





# YOUR INDISPENSABLE ASSISTANT

The P-1000 shows its strength and durability with its 100% electric motor. It doesn't compromise load capacity, offers a safer ride and better handling.



## QUIET

100% With its 100% electric motor and carbon emissions "0", it is not exposed to any environmental or noise pollution.



## LOAD CAPACITY

With a load capacity up to 1000 kg, it can easily handle daily tasks.

## FEEL THE FORCE

With its charismatic and confident demeanor, the P-1000 will be your indispensable assistant in business life.

## WE ARE THE FUTURE

The lines of the future met creative engineering. The stylish P-1000 was designed in every detail to show strength and durability.



## DIMENSIONS

With its compact dimensions, loading and unloading organisations will not be a problem.

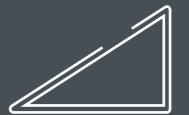


## FUNCTIONAL

Its high power electric motor and functional structure with superior technology will allow you to successfully carry out operational work.

*With its load capacity and practical charging function The P-1000 is easy to use in all areas of life.*

The market leader in its class with 100% electric motor and powerful handling. Wherever the roads take you, you will be in full control.



**25%**  
SLOPE







It has been designed according to the needs based on the experience of professionals.

 **COLOR  
OPTIONS**

Reflect your style with white, red, and gray color options for your work.

 **CAB**

With 3-point seat belt, driver's safety sensor, immobilizer and emergency stop switch in the cab, your safety will be superior.

 **HEAVY  
DUTY CHASSIS**

Thanks to its high-performance steel chassis for motor vehicles, it offers high performance in most difficult tasks.

**AGILE**



With an electric motor that generates high torque and its dynamic structure, it does its job perfectly in various terrain structures.





## STRONG

With a trailer load of 2000 kg and a load capacity of up to 1000 kg, the P-1000 can easily handle the most difficult tasks. Thanks to the practical housing functions, loading and unloading is much easier.



**L7e-CU  
Category**



**Max. Speed 55 km/h**




**100%  
Electrical**



**Maximum Loading  
Capacity 1000 kg**



**"0"  
Emission**



**Regenerative  
Brake System**



**AUXILLARY  
HEATING**

With auxillary heating, driving comfort is not impaired in the harshest winter conditions.



**DIGITAL VEHICLE  
INFORMATION DISPLAY**

All information you need about the vehicle is displayed on digital vehicle information screen.



**TOW  
HITCH**

Test the high traction with tow-hitch option of P-1000.



**P-1000**  
Cargo

# THE FASTEST IN ITS CLASS

THE FASTEST, MOST DYNAMIC, MOST RELIABLE





# JUST IN TIME

Your experienced, new colleague is right outside your door.



With a speed of 55 km / h and the practical loading and unloading functions, it saves time.



With a loading capacity of up to 3.2 m<sup>3</sup>, it will be indispensable for the logistics industry.

Get ready for a smooth and dynamic ride with its 100% electric motor!

## A Revolution in Transport

The P-1000 is ideal for all types of logistic work with its safe structure that makes loading and unloading easier, a loading volume of 3.2m<sup>3</sup> and high maneuverability



To facilitate the loading and unloading of shipments, it offers ergonomic solutions with a double-wing door at rear and a sliding door on side.



The P-1000 is there in all areas that you need. With a turning radius of 4.6 m, your work is easier thanks to the modular structure and compact design in indoor or outdoor work areas as well as in limited work areas.

*It is designed to deliver the delivered cargo as quickly as possible.*

With its emissions structure "0", quiet and comfortable driving functions, your work in city traffic is easier.







# THE FASTEST, MOST DYNAMIC, MOST RELIABLE

Driving the P-1000 is smooth and comfortable in all situations.



**L7e-CU**

With the L7e-CU certificate, you will encounter more urban traffic with the P-1000, which has been approved for traffic.



**HIGH TORQUE**

Get ready for a smooth and dynamic ride.



**COMFORT DRIVING**

P-1000 offers better handling and comfort driving experience to its driver.

**AT THE TOP OF ITS CLASS**



It's your ideal colleague with its impressive short and long haul performance, high torque motor and 7x lower energy costs than fossil fuel vehicles.



**25% SLOPE**





## DYNAMIC

It is the fastest in its class with its high load capacity, easy access to narrow streets, excellent maneuverability and dynamic structure.



**L7e-CU  
Category**



**Max. Speed 55 km/h**



**100%  
Electric**



**Max. 3.2 m<sup>3</sup>  
loading volume**



**“0”  
Emission**



**Regenerative  
Brake System**



## PRACTICAL

All functional features have been completely tailored to the needs of the logistics and freight industry. Save time with practical loading and unloading functions.



## TECHNOLOGICAL

The P-1000 was specially developed for the expectations of the driver and will delight you with its technological equipment.



## SPEED MODES

Maximize your performance with 2 different speed modes depending on the road conditions.



**P-1000**  
Waste Tipper

THE CITY IS  
**CLEANER WITH US**

THE MOST ENVIRONMENTALLY FRIENDLY, CLEANEST, QUIETEST ...





## SUITABLE FOR NEEDS

Narrow streets and inaccessible places will not a problem for P-1000. Cleaning is its only duty.



### HYDRAULIC DAMPER SYSTEM

Driving into narrow streets which large waste collection vehicles can not enter, is pretty easy for P-1000. In addition, with container tipping device city will be cleaner in a very short time.



### TIPPING DEVICE FOR WASTE CONTAINERS

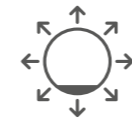
Stepping into narrow alleys that large refuse collection vehicles cannot pull into. Pretty easy for the P-1000. In addition, with the dumpster tipping device, the city will be cleaner in no time.

### ITS JOB IS ONLY TO CLEAN

It's designed to keep the air we breathe clean, because it is 100% electric and "0" emission. In addition, you will not be exposed to any noise.

## A CLEAN FUTURE

The garbage collector P-1000 drives easily into the narrow streets of the city or anywhere that large garbage collection vehicles cannot enter. It can dump the garbage it collects into the receptacle of a larger garbage truck or into garbage collection areas.



### WASTE COLLECTION VOLUME

It will be the city's cleaning expert with a 2m<sup>3</sup> fixed waste collection volume and the practical technological equipment that will facilitate garbage collection.



### BATTERY

P-1000 is offered with lithium ion battery package for long life service.

### ALWAYS READY

The P-1000 waste collection vehicle has been designed and developed to meet the needs of modern urban life and has been manufactured for a wide variety of fields from public services to private sector investments.







The P-1000 is the product of a young and dynamic engineering and with its design that makes it easy to load and unload waste, it is widely used throughout the city.

**SUITABLE FOR  
THE TEXTURE  
OF THE CITY**



With its quiet and compact structure for urban cleaning work, it does its job without disturbing anyone.

 **STRONG LIGHTING**

The P-1000 illuminates the darkness of the night with halogen high beam headlights, daylights and taillights.

 **REAR VIEW CAMERA**

Thanks to its reversing camera, it makes maneuvering easier in confined spaces.

 **REGENERATIVE BRAKE**

As soon as you take your foot off the accelerator, the P-1000 charges your batteries and slows down comfortably thanks to the regenerative brake system.

 **25%  
SLOPE**





## PRACTICAL

Make your work easier with PILOT-CAR technology. When you get behind the wheel of the P-1000, it's easy to decide where to clean. The rest is his job.



**L7e-CU  
Category**



**Max. Speed 55 km/h**



**100%  
Electric**




**Hydraulic Dump  
System**



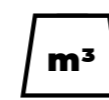
**"0"  
Emission**



**With Garbage  
Container Tilting  
Apparatus**



**Regenerative  
Brake System**



**2 m<sup>3</sup> collection  
volume**



**ECOLOGICAL**

P-1000 does not get dirty during cleaning. With its "0" carbon emission, it not only cleans the environment but also combats air pollution.



**AC MOTOR**

Thanks to the environmentally friendly, maintenance-free AC motor of the P-1000, there is no loss of performance.



**OPENING SIDE  
COVERS**

In the waste collection box P-1000, all details were taken into account down to the smallest detail. There is an opening lid system on both sides of the case to make it easier to load smaller trash.





With its high material quality, minimalist structure and specially produced multi-media system for the P-1000, driving is much more fun.



**INTERIOR EQUIPMENT THAT MEETS NEEDS**





**COMFORTABLE AND FUNCTIONAL**



Designed to be comfortable due to the large interior space and legroom.



# P-1000

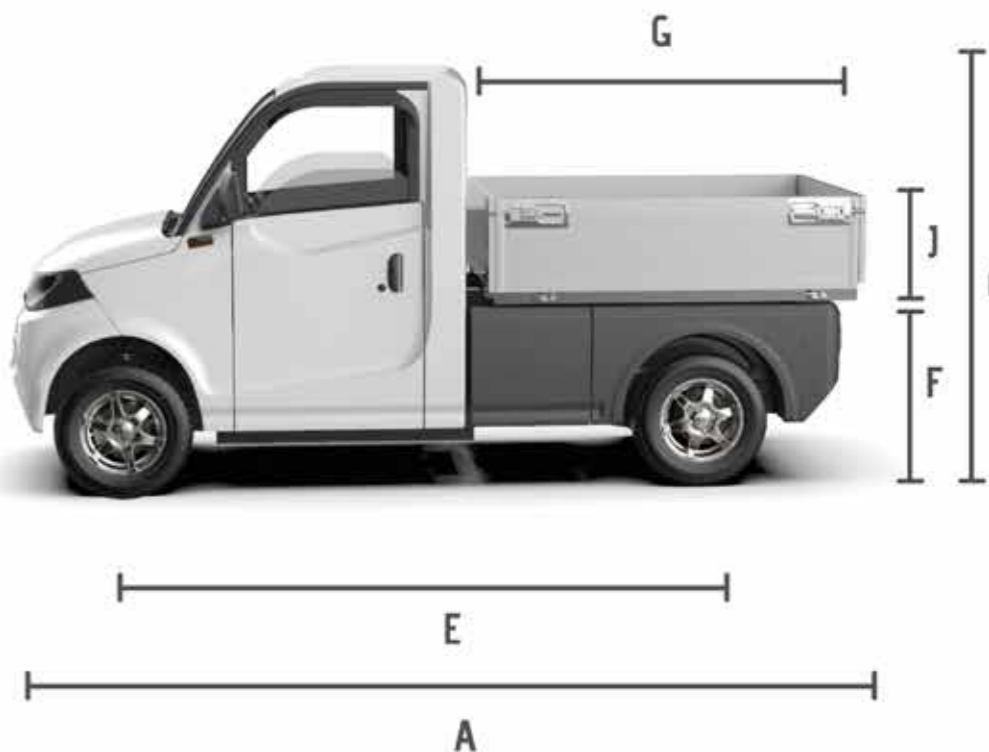
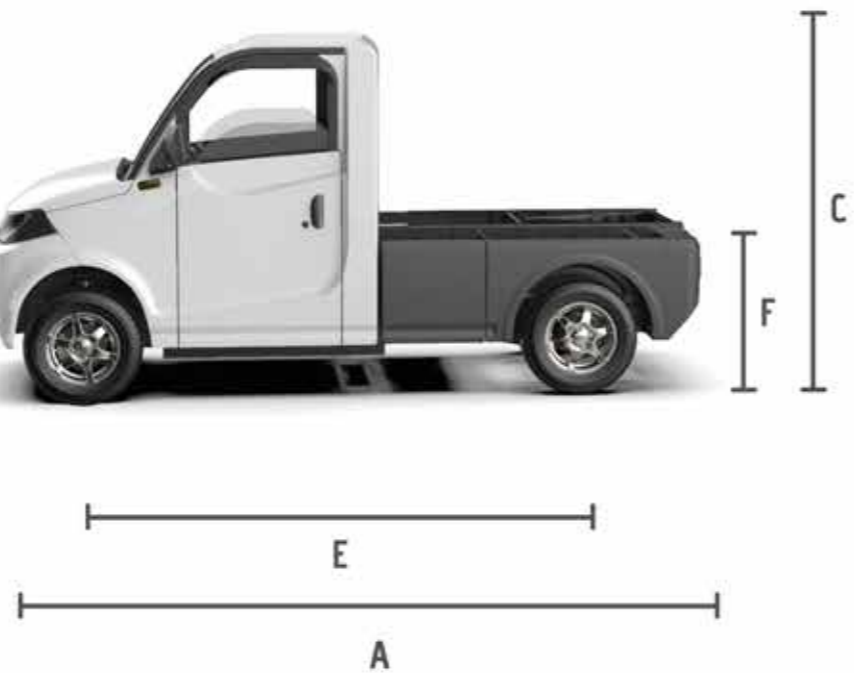

## Chassis

### TECHNICAL SPECIFICATIONS

# P-1000

## Open Cargo Box

### TECHNICAL SPECIFICATIONS

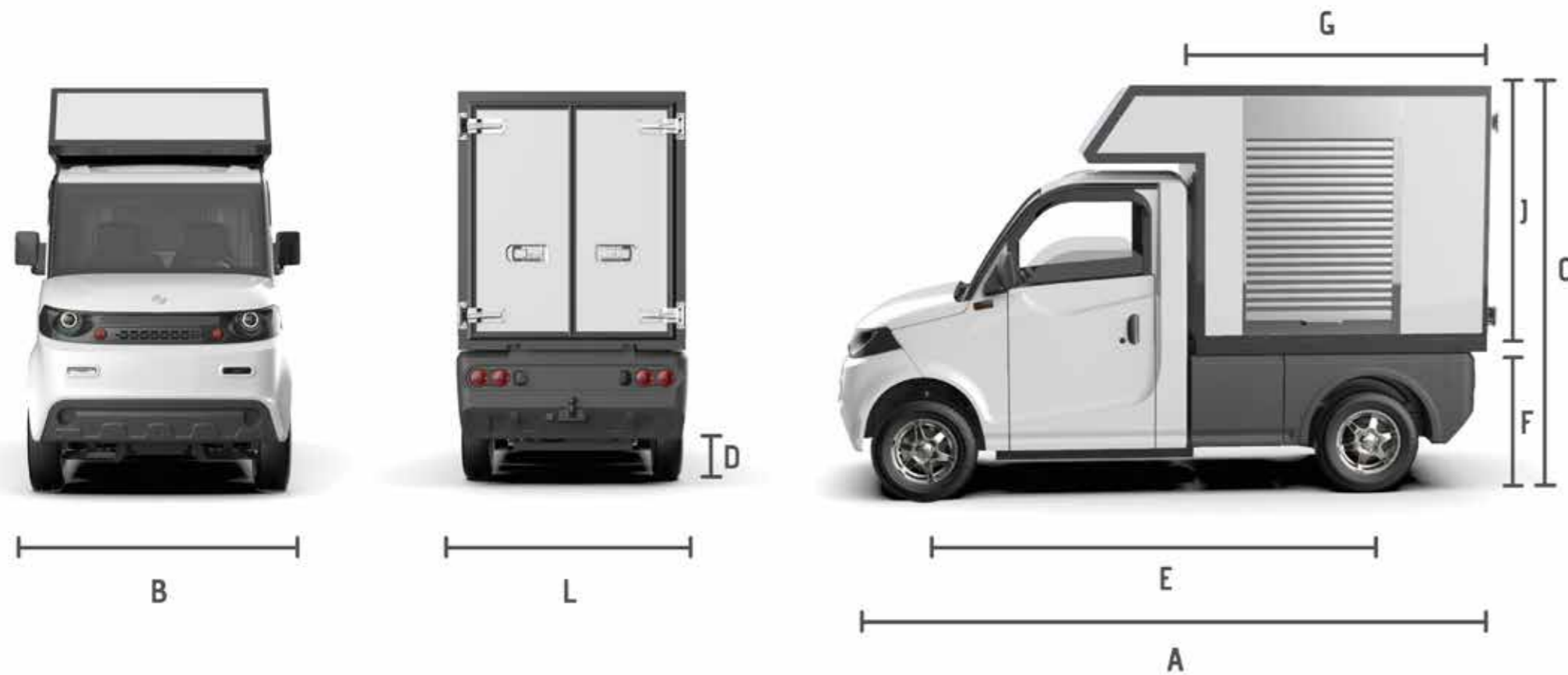




# P-1000

## Cargo

### TECHNICAL SPECIFICATIONS



# P-1000

## Waste Tipper

### TECHNICAL SPECIFICATIONS





# P-1000

## TECHNICAL SPECIFICATIONS

			CHASSIS	OPEN CARGO BOX	CLOSED CARGO BOX	WASTE COLLECTION BOX
<b>TYPE APPROVAL</b>						
EU On-road type approval			L7e-Cu	L7e-Cu	L7e-Cu	L7e-Cu
<b>PERFORMANCE</b>						
Max. Speed		<b>[km/s]</b>	55	55	55	55
Max. Slope		<b>[%]</b>	25	25	25	25
Max. Range (WLTP)						
	Lead-Acid 14.4 kWh	<b>[km]</b>	116	116	116	116
	Lithium-Ion 13 kWh	<b>[km]</b>	130	130	130	130
	Lithium-Ion 26 kWh	<b>[km]</b>	220	220	220	220
<b>DIMENSIONS</b>						
A - Length		<b>[mm]</b>	3588	3693	3676	3900
B - Width		<b>[mm]</b>	1350	1350	1350	1350
C - Height		<b>[mm]</b>	1800	1800	1800	1900
D - Ground Clearance		<b>[mm]</b>	185	185	185	185
E - Wheelbase		<b>[mm]</b>	2462	2462	2462	2462
F - Loading Height		<b>[mm]</b>	825	880	880	1581
G - Loading Platform Length		<b>[mm]</b>	N/A	1625	1570	1645
H - Height of Waste Body (Open Position)		<b>[mm]</b>	N/A	N/A	N/A	3226
I - Side Door Height		<b>[mm]</b>	N/A	N/A	N/A	1518
J - Cargo Box Height		<b>[mm]</b>	N/A	430	975	1080
K - Dumping Height		<b>[mm]</b>	N/A	N/A	N/A	1580
L - Cargo Box Width		<b>[mm]</b>	N/A	1328	1328	1328
Turning Radius		<b>[m]</b>	4.6	4.6	4.6	4.6
<b>WEIGHT-CAPACITY</b>						
Passenger			1+1	1+1	1+1	1+1
Unloaded Vehicle Weight (UVW)	Lead-Acid 14.4 kWh	<b>[kg]</b>	1110	1180	1325	1449
	Lithium-Ion 13 kWh	<b>[kg]</b>	858	928	1068	1197
	Lithium-Ion 26 kWh	<b>[kg]</b>	998	1068	1208	1337
Gross Vehicle Weight (GVW) (Max. weight for fully loaded vehicle)		<b>[kg]</b>	1870	1870	1870	1870
Maximum Chassis Load Capacity =(GVW-UVW)	Lead-Acid 14.4 kWh	<b>[kg]</b>	760	690	545	421
	Lithium-Ion 13 kWh	<b>[kg]</b>	1012	942	802	673
	Lithium-Ion 26 kWh	<b>[kg]</b>	872	802	662	533
Towing Capacity (On-Road / Off-Road)		<b>[kg]</b>	250 / 2000	250 / 2000	250 / 2000	N/A

# P-1000

## TECHNICAL SPECIFICATIONS

			CHASSIS	OPEN CARGO BOX	CLOSED CARGO BOX	WASTE COLLECTION BOX
<b>MOTOR-MOTOR CONTROL UNIT</b>						
System Voltage		<b>[V]</b>	48/AC	48/AC	48/AC	48/AC
Motor Continuous Power		<b>[kW]</b>	10	10	10	10
Motor Peak Power		<b>[kW]</b>	22	22	22	22
Max. Motor Torque		<b>[Nm]</b>	102	102	102	102
Motor Control Unit		<b>[A]</b>	CURTIS-600	CURTIS-600	CURTIS-600	CURTIS-600
<b>BATTERY</b>						
Battery Life Cycle	Lead-Acid 14.4 kWh	<b>[cycles]</b>	1800	1800	1800	1800
	Lithium-Ion 13 kWh	<b>[cycles]</b>	4000	4000	4000	4000
	Lithium-Ion 26 kWh	<b>[cycles]</b>	4000	4000	4000	4000
Battery Charge Time	Lead-Acid 14.4 kWh	<b>[hrs]</b>	10-12	10-12	10-12	10-12
	Lithium-Ion 13 kWh	<b>[hrs]</b>	4-6	4-6	4-6	4-6
	Lithium-Ion 26 kWh	<b>[hrs]</b>	7-9	7-9	7-9	7-9
<b>TRANSMISSION</b>						
Rear-Wheel Drive			S	S	S	S
Electronic speed variation w/ 2 modes			S	S	S	S
<b>SUSPENSION SYSTEM</b>						
<b>FRONT:</b> Double wishbone type, fully independent suspension system w/coil springs over hydraulic shock absorbers			S	S	S	S
<b>REAR:</b> Semi-independent suspension system, coil springs and hydraulic shock absorbers w/ panhard rod			S	S	S	S
<b>STEERING SYSTEM</b>						
Self-compensating double reduction helical rack-and-pinion			S	S	S	S
Electric Power Steering (EPS)			S	S	S	S
<b>BRAKE SYSTEM</b>						
<b>FRONT:</b> Hydraulic disc brake			S	S	S	S
<b>REAR:</b> Hydraulic drum brake			S	S	S	S
Mechanical park brake w/ safety sensor			S	S	S	S
Regenerative brake			S	S	S	S
<b>CHASSIS &amp; CAB</b>						
<b>CHASSIS:</b> Automotive style heavy-duty steel frame with high corrosion resistance			S	S	S	S
<b>CAB:</b> Aluminum frame & painted RTM style body			S	S	S	S
<b>TYRES &amp; WHEELS</b>						
165 R13C 94/92R			S	S	S	S



# P-1000

## STANDART & OPTIONAL FEATURES

	CHASSIS	OPEN CARGO BOX	CLOSED CARGO BOX	WASTE COLLECTION BOX
<b>Cabin &amp; Comfort</b>				
Digital Vehicle Information Screen	S	S	S	S
Central Door Locking System w/ Remote Control	S	S	S	S
Power Windows	S	S	S	S
Windshield Wash System	S	S	S	S
Sun Visors	S	S	S	S
Fore-aft Adjustable Driver-Passenger Seats w/ Integrated Headrests & Central Armrest	S	S	S	S
Cabin Interior Lighting	S	S	S	S
AM/FM Bluetooth-USB Audio System	S	S	S	S
12V-USB Outlet	S	S	S	S
Electric Heater and A/C	O	O	O	O
Diesel Heater	S	S	S	S
Electric Power Steering (EPS)	S	S	S	S
Rear- View Camera	S	S	S	S
Parking Sensor	S	S	S	S
<b>Color</b>				
White	S	S	S	S
Red	O	O	O	O
Grey	O	O	O	O
<b>Lighting System</b>				
High-Low Beam Halogen Headlights w/ LED DRL	S	S	S	S
Rear Brake & Position LED Lights	S	S	S	S
LED Reversing Light	S	S	S	S
LED Beacon Light (Amber)	O	O	O	O
<b>Safety</b>				
3-point Seat Belts	S	S	S	S
Presence Sensor and Immobiliser	S	S	S	S
Steering Lock w/ Key	S	S	S	S
Horn	S	S	S	S
Reverse Buzzer	S	S	S	S
Safety Switch Inside Cabin	S	S	S	S
<b>Towing</b>				
Towing Hitch	O	O	O	N/A
<b>Battery</b>				
Lead-Acid 14.4 kWh	O	O	O	O
Lithium-Ion 13 kWh	O	O	O	O
Lithium-Ion 26 kWh	O	O	O	O

## PRODUCTION FACILITIES AND REPRESENTATIONS



**FACTORY IN TURKEY**  
sales@pilotcar.com.tr

**FACTORY IN USA**  
sales@pilotcarev.com

**OFFICE & WAREHOUSE IN GERMANY**  
sales@pilotcar.com.tr

**OFFICE & WAREHOUSE IN BULGARIA**  
sales@pilotcar.com.tr





# OUR INNOVATIONS

**URNS INTO**

# OUR HABITS


You will add innovation to your life, all the details of it should be thought out and designed.


Every PILOT CAR vehicle that we have been producing since 2011 is manufactured on the basis of high technology, advanced technical integrated production, care and precision.

To offer you comfort and unsurpassed quality as a work of perfectionist technology ...

That's what **PILOT CAR** was born for!

## WARRANTY

 5 year warranty on motor and control unit

 2 year full warranty

## CONFIDENCE



ISO 14001:2015 ISO 9001:2015 ISO 45001:2015



## INFORMATION

This catalog is for informational purposes only. The information provided can be changed without prior notice.

## AUTHORIZED SERVICES



For our dealer distribution channels and authorized services:

[www.pilotcar.com.tr](http://www.pilotcar.com.tr)



Our 24/7 team of experts is there for you if necessary!





[www.pilotcar.com.tr](http://www.pilotcar.com.tr)



Electric Vehicles

**Telephone:** +90 224 411 02 86 – 87

**Fax:** +90 224 411 05 34

**Address:** Nilüfer Organize Sanayi Bölgesi N113

Sokak No: 3 Nilüfer / BURSA-TÜRKİYE

**e-mail:** [info@pilotcar.com.tr](mailto:info@pilotcar.com.tr)

[www.pilotcar.com.tr](http://www.pilotcar.com.tr)